

NOURISH

ICA'S QUARTERLY MAGAZINE



Featuring:
The 2023
Annual
Report

ICA SERVING
NEIGHBORS IN
NEED




Table Of Contents

A Message from Dan	003
Our Team	004
Who We Serve	005
ICA Food Programs	006
Jobs and Housing	008
Financial Summary	009



Building Community, To End Food Insecurity

Dear Friends and Supporters of ICA,

Despite the challenges of 2023, marked by inflation and economic uncertainty, ICA was able to respond with essential support and resources to our community members. Your generous contributions played a pivotal role in helping individuals and families overcome significant hurdles such as food insecurity, job loss, and threats of eviction.

Our dedicated philanthropy team worked tirelessly to strengthen new and existing relationships across all sectors of our community to fulfill our mission and our program staff worked to ensure access and delivery of all programs; food, jobs, and housing. ICA understands the central role it plays as a nonprofit leader, which advances the vibrancy that is vital to the health and well-being for all.

As we continue this important work, we invite you to take advantage of a opportunity to participate in a new way through our “Bite Size Event” to take a peek behind the scenes of our operations at ICA’s K-Tel location. Sharing stories and seeing the impact ICA is making will hopefully inspire, motivate, and challenge you to share our success with others.

Food insecurity is a pressing issue, as we witness a 30% increase in food shelf visits since 2022, which is currently impacting one in six Minnesotans. Utilizing the strength and commitment of employees and volunteers makes all our work possible. Even in the face of rising inflation, 91% of financial resources are dedicated to our programs.

We made significant strides increasing access to the rising demand for services. We centralized operations, enhanced support for our employees and volunteers, and installed bilingual communication strategies. Additionally, we focused on providing fresh vegetables, meats, and nutritious foods, while taking steps to minimize food waste and loss. With your investments, ICA was able to provide 947,000 meal equivalence (based on 1.2 million pounds of food resources distributed), and provided stable housing for 656 people to remain in their homes in 2023.

Your generosity has been instrumental in providing the means for ICA to be in the position to humbly extend services to countless individuals. We express our deepest gratitude to each one of you and assure you of our heartfelt appreciation.

In gratitude,



Dan Narr

Executive Director



Uniting Talents, Empowering Teamwork

Staff

Nasra Ali, *Relationship Manager*
Ann Beuch, *Data Specialist & BRCC Coordinator*
Katie Born, *Food Logistics/Food Shelf Coordinator*
Shirley Buehler, *Community Development Coordinator*
Jim Burr, *Facility Supervisor*
Kerri Fischer, *Employment Consultant & Housing Advocacy*
Ryan Heglund, *Food Rescue Coordinator*
Martha Kieley, *Volunteer Manager*
Dan Koster, *School Market/Food Logistics Coordinator*
Felicia Massey, *Lead Relationship Manager*
Daniel Narr, *Executive Director*
Dominique Pierre-Toussaint, *Director of Community Relations*
Scott Searl, *Director of Philanthropy*
Elaine Sinkala, *Relationship Manager*
Karen Truex, *Bookkeeper/HR*
Nina Wagner, *Philanthropy and Digital Communications Manager*
Erin Wiedenman, *Food Shelf Programs Specialist*
Bradley Wittman, *Food Logistics Program Coordinator*
Kent Wolkow, *ICA Market Program Liaison & Translator*

Board

Laura Capaldini
Jillian Gessell
Autumn Huiras
Ryan Johnson, *Finance Committee Chair*
Kate Nau
Elizabeth Nicol
Gregg Peterson
Janet Polach, *Governance Committee Chair*
Rodney Provart, *Board Chair*
Michael Resnick, *HR Committee Chair*
Tom Sheldon
Candice Wachter



Who We Serve*

Oct 2022 - Sept 2023



7,860
Individuals

2,762
Families/
Households

947
New families
in FY2023

50%
Households
with children

10%
Seniors
(65+)

46%
Visit ICA 3 or
fewer times per
year

2,975 Neighbors Served per Month

*Does not include Holiday Program, NAPS, and Kids' snacks/weekend bags

Volunteers

Here at ICA we deeply appreciate our volunteers, whose dedication and energy enable us to serve more clients and alleviate hardships. Their tireless efforts not only help us feed our neighbors but also ensure that every individual in our community gets a fair chance at life.

225
Volunteers



21,228
Hours of
service



ICA Food Shelf and Programs

FOOD SHELF

ICA's Food Shelf is a choice-model food shelf, which means we're organized much like a grocery store or local market. Households are able to utilize our food shelf up to two times per month. For those unable to shop, emergency bags containing non-perishable foods are provided.

ICA provided food for 946,994 meals*

1,136,393

Pounds of food distributed from ICA to clients

21,453

Food services provided

24 pounds

Avg. amount of food per person, per full food order

*Does not include Holiday Program, NAPS, and Kids' snacks/weekend bags

MOBILE FOOD SHELF & HOME DELIVERY

ICA's mobile food shelf delivers food to low-income apartment buildings in our service area, while home delivery is available for neighbors who are unable to come into the food shelf due to disability or medical reasons.

1,558

Mobile food shelf deliveries

735

Home deliveries

443

Neighbors served through mobile delivery

238

Neighbors served through home delivery



ICA Food Shelf and Markets

SCHOOL MARKETS AND WEEKEND BAGS

Located within the school premises, the ICA school markets are a convenient and free service designed to offer easy access for parents and guardians. Families are welcome to make an appointment to receive groceries from a fully-stocked food market. For students needing extra food on the weekends, weekend bags containing non-perishable foods are given to teachers for students in need.

504

Services provided through school markets

102

Households served through school markets

661

Weekend bags distributed to students



ICA Connects with Churches to Help Neighbors in Need

By partnering with ICA, Excelsior United Methodist Church hosts a food shelf staffed by members of the congregation on the second and fourth Wednesdays of every month, from 3-5pm. In 2023, **41,696 pounds of food** were shared with those in need, and **776 services** were provided. It is free and open to the community.

Jobs and Housing Assistance

EMPLOYMENT ASSISTANCE

At ICA, we offer resume creation, interview skills training, job search assistance, and networking strategies to help individuals find and secure employment.

530
Services provided



HOUSING STABILITY & HOMELESSNESS PREVENTION

ICA provides financial assistance on a case-by-case basis for rent and utilities, as well as referrals to other area service agencies. This program is aimed at helping people stay in their homes, thereby increasing stability and preventing homelessness. We also provide bus passes and other transportation help to ensure clients have transportation to and from work and medical appointments.

324
Rent & utility services

656
Individuals kept in their homes

802
Individuals helped through financial assistance



“ICA is indeed a food shelf, but we are so much more! Donors are helping care for thousands of families each month at our food shelf, helping us support hundreds of people each year find good stable work, and helping ensure that families can stay in their homes! Gifts to ICA matter to real people, our neighbors who are in need.”

Scott Searl
ICA Director of Philanthropy

Financial Summary

Oct 2022 - Sept 2023

ASSETS

Current Assets

Cash & Cash Equivalents	\$	375,653
Cash - restricted	\$	13,808
Cash - restricted third parties	\$	1,233
Investments	\$	3,752,795
Grants Receivable	\$	55,750
Inventory	\$	184,884
Prepaid Expenses	\$	32,755
Total Current Assets	\$	4,416,878

Net Fixed Assets	\$	269,681
Total Other Assets	\$	130,113

TOTAL ASSETS **\$ 4,816,672**

LIABILITIES & NET ASSETS

Current Liabilities

Accounts Payable	\$	33,289
Accrued Wages & Benefits	\$	61,519
Deferred Event Revenue	\$	59,736
Refundable Advance	\$	13,808
Lease Liability, Current	\$	52,549
Collaborative Arrangements Payable	\$	1,233
Total Current Liabilities	\$	222,134

Net Assets

Without Donor Restrictions	\$	4,399,281
With Donor Restrictions	\$	110,000
Total Net Assets	\$	4,509,281

TOTAL LIABILITIES & NET ASSETS **\$ 4,816,672**

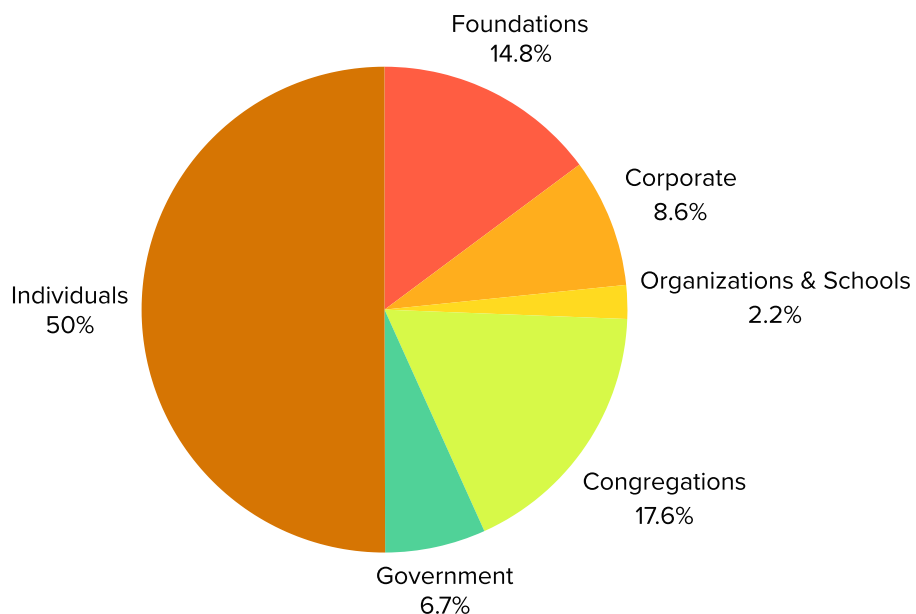
REVENUE

In-kind Contributions	\$	3,061,077
Individuals	\$	1,339,046
Foundations	\$	396,560
Corporations & Business	\$	228,942
Organizations & Schools	\$	59,927
Congregations	\$	472,076
Government	\$	179,333
TOTAL REVENUE	\$	5,736,961

EXPENSES

Program Expenses:	
Food Assistance	\$ 4,420,913
Financial Assistance	\$ 470,885
Employment Assistance	\$ 68,291
Management & General	\$ 155,321
Fundraising & Development	\$ 333,373
TOTAL EXPENSES	\$ 5,448,783

Sources of Cash Contributions:



We are proud to say that 91% of all of our expenses go directly toward ICA programming to serve our neighbors in need.




 www.icafoodshelf.org

 952-938-0729

 ica@icafoodshelf.org

 @icafoodshelf

 12990 St. Davids Road
Minnetonka, MN 55305

Give Today!

